



Quiz Summary

Section Filter ▾

 **Student Analysis** (https://uiowa.instructure.com/files/6076900/download?download_frd=1&verifier=33PX4YSbGwssqI0kvpdPZxL7nQ4fBkZY3E5YtZs2)

 **Item Analysis** (https://uiowa.instructure.com/files/6076897/download?download_frd=1&verifier=mRp7JBL2h1GESnAeQrLhmKRTcjUTs6TkXn1kpOcu)

Ⓜ Average
Score

93%

↗ High Score

100%

↘ Low Score

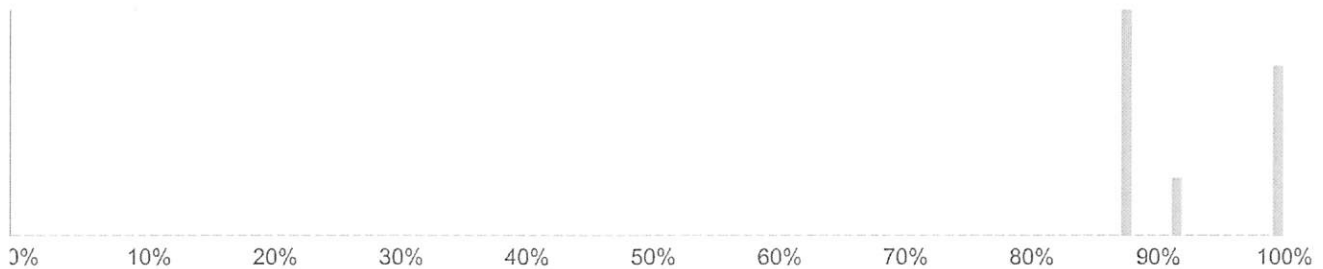
88%

⊖ Standard
Deviation

0.46

🕒 Average Time

04:41



Question Breakdown

Attempts: 5 out of 5

Consider an experiment that has an uncertain numerical outcome. When the experiment is repeated many times, the long-run average of the numerical outcomes of the experiment is called the

[Select] ▾